





View, Filter & Sort Plans

To view an existing plan, click the Plans icon in the navigation bar, then click the  icon in the Actions column. To edit the record, click the  icon.

Plans


Filter Add Copy 


Plan Name ↑	Interruption Level	Severity Level	Actions
Plan 1	Minor	Minor	  

Page size << Page of 1 >> Displaying 1 - 1 of 1

To filter the records by folder, click Filter, then select a folder.

Filter By Folder

 New Org

 Plans

To sort the records by header, click Plan Name, Interruption Level, or Severity Level.